12. - 24. 8. 2019

Plachtařské mistrovství ČR

AEROKLUB ČESKÉ REPUBLIKY

Pardubický kraj

MORAVSKÁ TŘEBOVÁ

vodafone

DIRECT FLY

twin trans.cz

BRIEFING, pondělí 12. srpna

Plachtařské mistrovství České republiky
12.–24. 8. 2019 • Moravská Třebová

Svátek slaví:	**Klára**
GRID:	**RWY 26L**
GRID OTEVŘEN:	**08:00 – 9:50 LT**
BRIEFING:	**10:00 LT**
PŘEDPOKLAD VZLETŮ:	**11:00 LT**

POŘADÍ NA GRIDU, SLOTY – TŘÍDA KLUB

	1	2	3	4	5		
1	**CF** *Moravcová Bára* *ASW-19B OK-7980*	**PIF** *Pískatý Slavomír* *Std.Cirrus OK-1193*	**EI** *Teichmannová Káďa* *LS-3a OK-1469*	**REX** *Ratz Jan* *Std.Cirrus OK-3907*	**IX** *Mach David* *LS-4 OK-4114*	1	**9:25-9:50**
2	6 **SU** *Horáčková Pavlina* *SZD-48 OK-3901*	7 **YU** *Pánek Petr* *Std.Cirrus OK-*	8 **FF** *Filandr František* *Std.Cirrus OK-9195*	9 **LL** *Lešinger Michal* *ASW-19B OK-9988*	10 **FK** *Kohn Jakub* *ASW-15B OK-7292*	2	
3	11 **GT** *Švancara Marek* *Std.Cirrus OK-1122*	12 **MB** *Dvořák Ondřej* *ASW-15B OK-6869*	13 **BK** *Šachl David* *DG-300 OK-1950*	14 **XC** *Novák Ivan* *Std.Cirrus OK-7707*	15 **G2** *Motl Lubomír* *LS-1f OK-3131*	3	**9:00-9:25**
4	16 **FP** *Pískatá Petra* *LS-4 OK-4175*	17 **WY** *Koubková Tereza* *Std.Cirrus OK-0922*	18 **BW** *Hájek Vojtěch* *Std.Cirrus OK-4902*	19 **OI** *Louda Jan* *ASW-19B OK-7984*	20 **EM** *Motyka Lumír* *LS-1f OK-2739*	4	
5	21 **HI** *Harašta Ivan* *ASW-15B OK-1777*	22 **ZL** *Balcárek Zdeněk* *Std.Cirrus OK-1177*	23 **VB** *Suchánek Tomáš* *LS1d D-0683*	24 **AE** *Štěpánek Petr* *ASW-19B OK-5283*	25 **KZ** *Tvrdík Ivan* *ASW-19B OK-3380*	5	**8:40-9:00**
6	26 **PF** *Trybenekr Pavel* *LS-4 OK-5751*	27 **OK** *Valenta Petr* *Std.Cirrus OK-7501*	28 **DI** *Novák Karel* *Std.Cirrus OK-2053*			6	

POŘADÍ NA GRIDU, SLOTY – TŘÍDA KOMBI 15

SLOT: 8.20 – 8:40

1	*1* **GX** *Viskot Jan* *Discus 2a OK-7000*	*2* **AU** *Loužecký Pavel* *LS-8 OK-9301*	*3* **B** *Kusbach Jiří* *KKB15E OK-8418*	*4* **EG** *Borůvka Jan* *Ventus c OK-8008*	*5* **SK** *Koutný Petr* *LS-8 OK-1818*	1
2	*6* **JW** *Pavlík Jan* *LS-8 OK-3370*	*7* **7F** *Zima Radek* *Ventus b OK-4610*	*8* **FX** *Nováková Dana* *LS-8 OK-0818*	*9* **AX** *Krejčiřík Radek* *Ventus 2a OK-0007*	*10* **JB** *Cink Miloslav* *LS-8 OK-7007*	2
3	*11* **KAL** *Piskatý Slavomír* *Discus b WL OK-5318*	*12* **EU** *Trešlová Hana* *LS-8 OK-8977*	*13* **W8** *Vepřeková Jana* *LS-8 OK-0808*			3

POŘADÍ NA GRIDU, SLOTY – TŘÍDA KOMBI OPEN

	1	2	3	4	
1	**ZE** *Trešlová Jana* *JS3 D-KFZF*	**EY** *Rendla Míša* *Arcus E OK-1881*	**JS** *Steiger Jiří* *Ventus 2ct OK-5999*	**NA** *Kučírek Radek* *EB-28 OK-0028*	1
	5	6	7	8	
2	**JX** *Netušilová Alena* *JS1-C EVO OK-2114*	**NX** *Hřivna Martin* *ASG-29E OK-9922*	**DX** *Grula Daneš* *ASG-29E OK-2032*	**EP** *Černá Eva* *HpH304m OK-9102*	2
	9	10	11	12	
3	**LX** *Kuthanová Lenka* *JS1-C EVO*	**ZF** *Krejčiřík Petr* *JS1-C EVO*	**LB** *Benedikt Lukáš* *Ventus 3f D-KILB*	**MR** *Mareš Karel* *Nimbus 2 OK-9918*	3
	13				
4	**GO** *Dupal Ondřej* *ASG-29E OK-2729*				4

SLOT:
8.20 -
– 8:40

POČASÍ

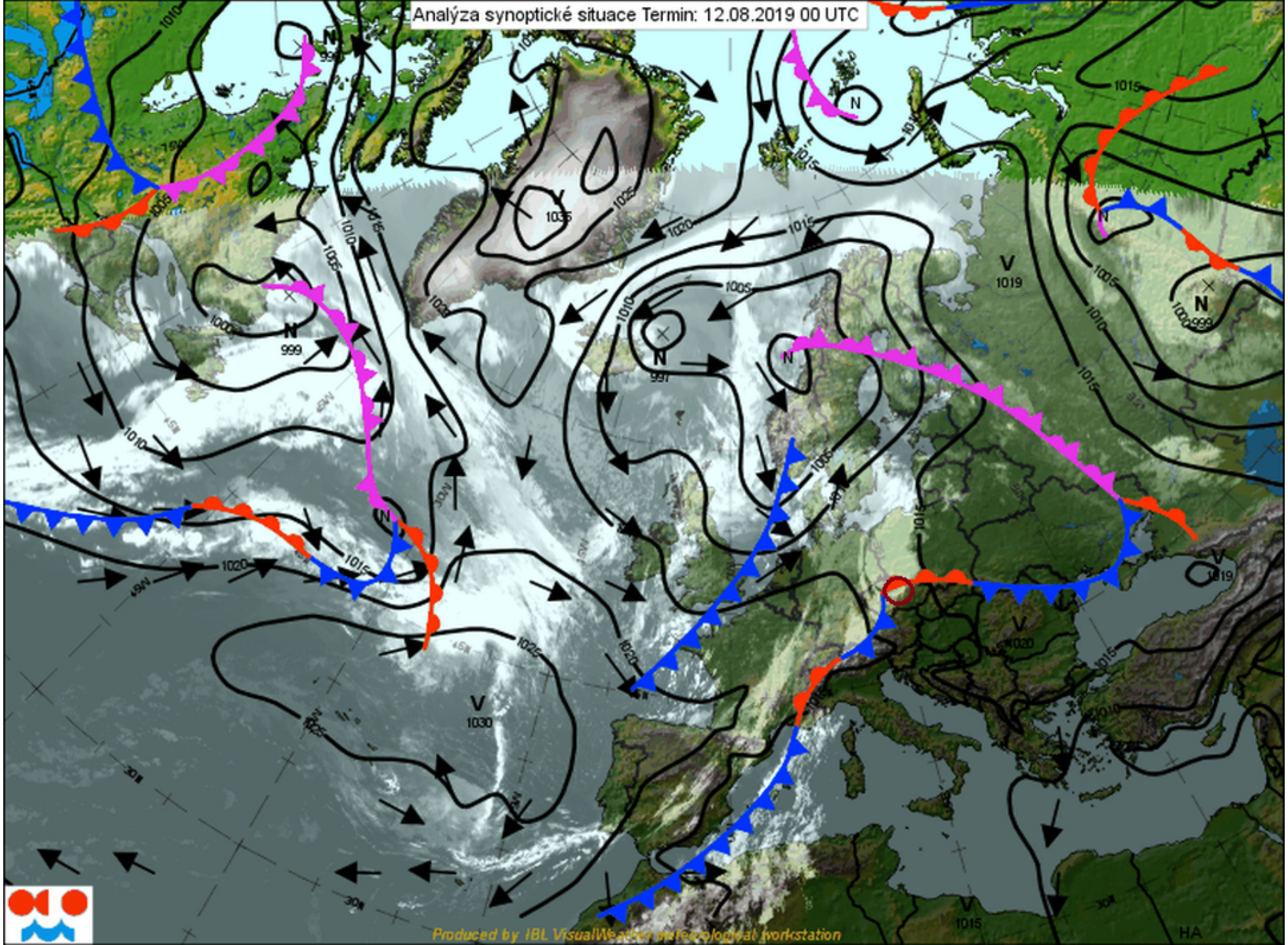
Analýza synoptické situace Termin: 12.08.2019 00 UTC
Produced by IBL VisualWeather meteorological workstation

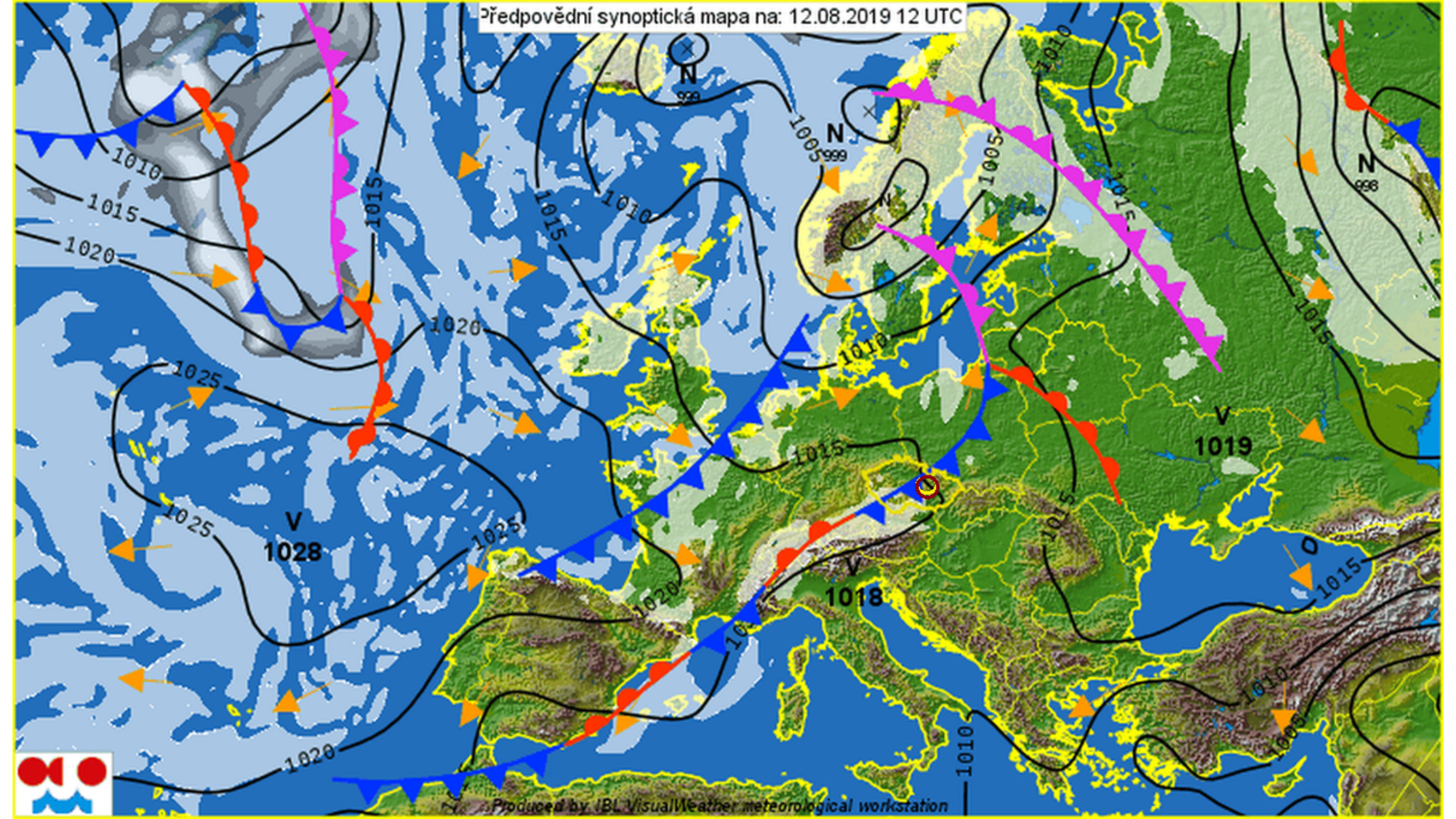
Předpovědní synoptická mapa na: 12.08.2019 12 UTC
N
999
N
999
N
998
1010
1015
1020
1025
1005
V
1028
V
1018
V
1019
O
Produced by IBL VisualWeather meteorological workstation

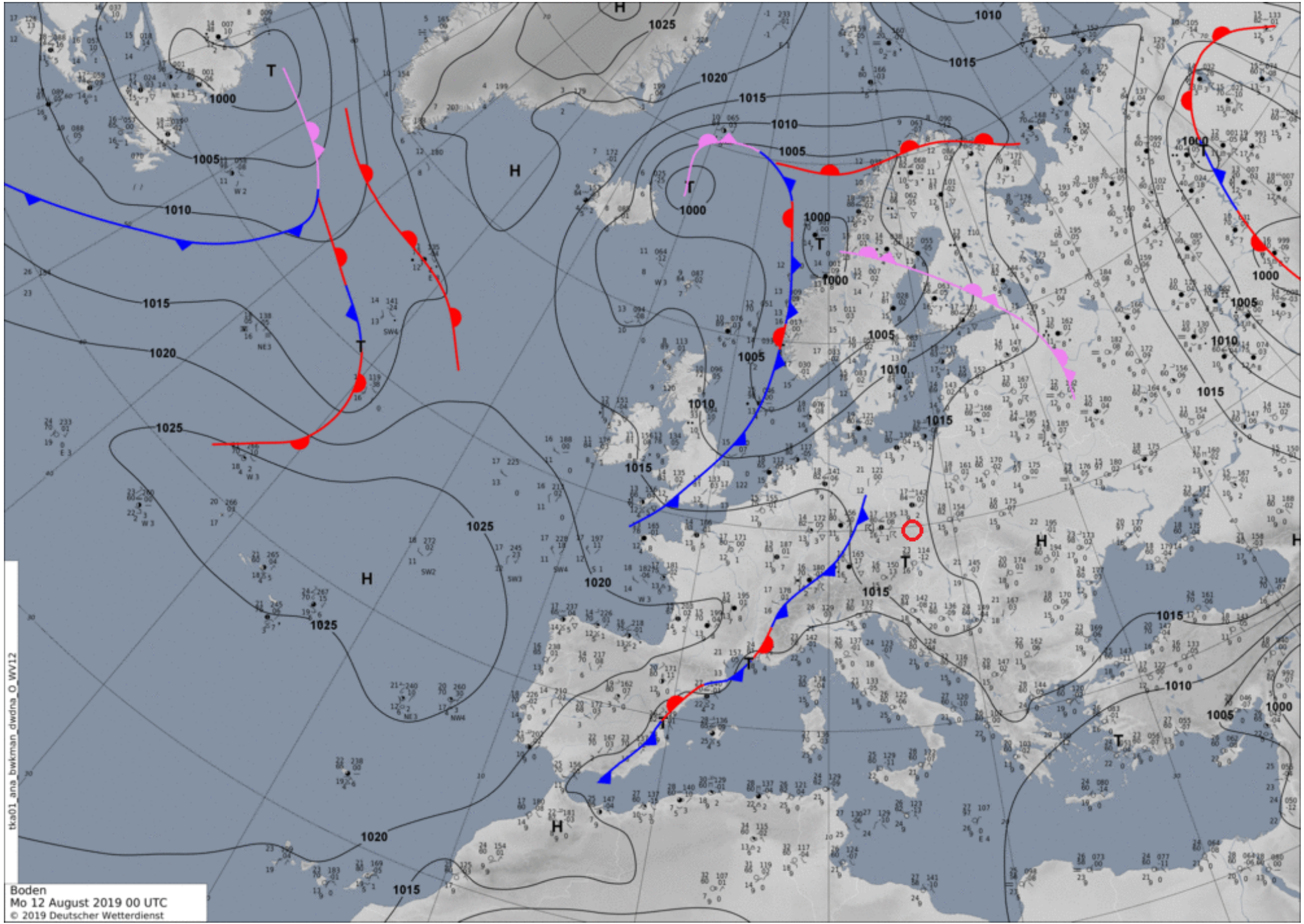
tka01_ana_bwkman_dwdna_O_WV12
Boden
Mo 12 August 2019 00 UTC
© 2019 Deutscher Wetterdienst

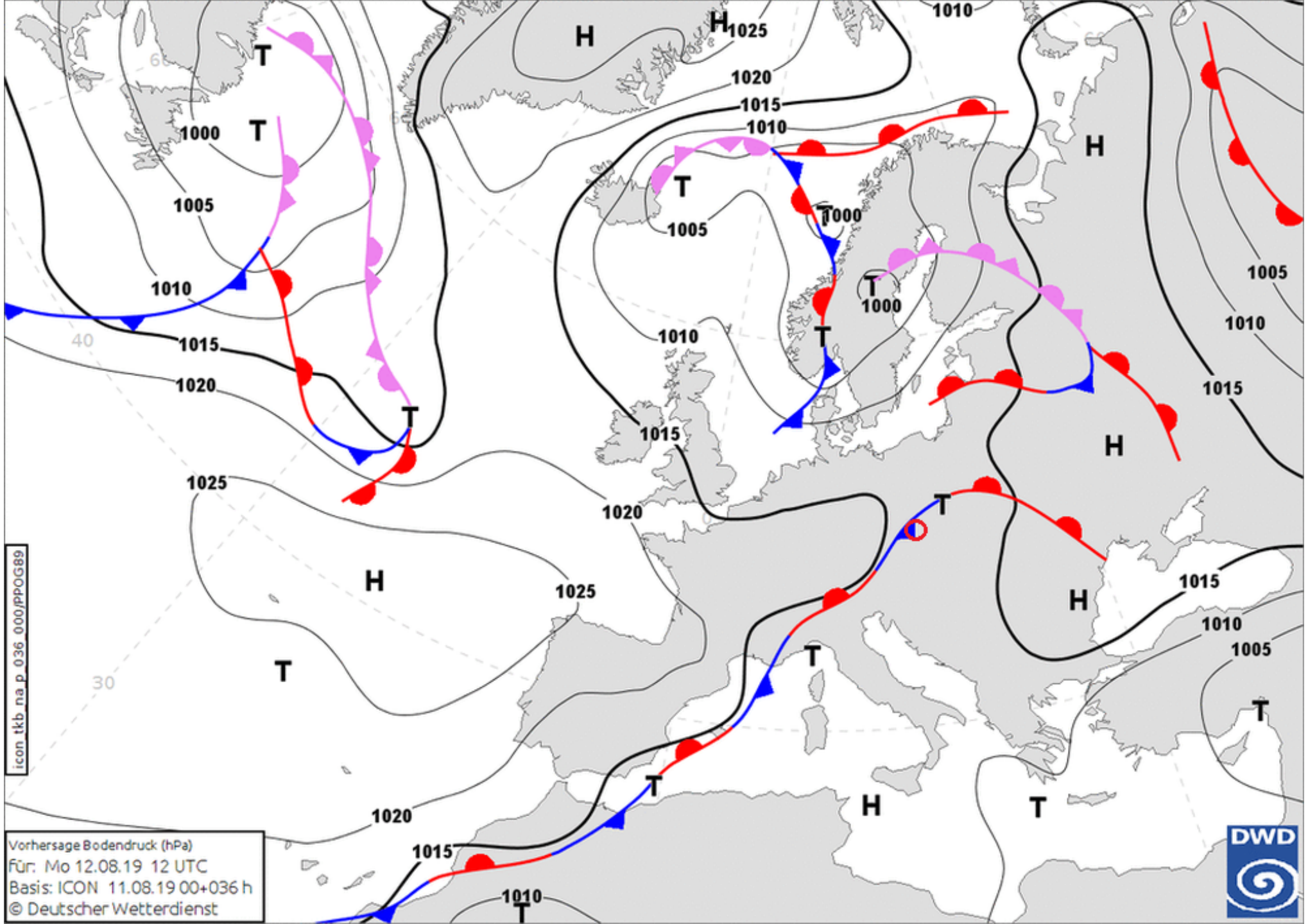

Vorhersage Bodendruck (hPa)
für: Mo 12.08.19 12 UTC
Basis: ICON 11.08.19 00+036 h
© Deutscher Wetterdienst
icon_tkb_na_p_036_000/PPOG89
DWD

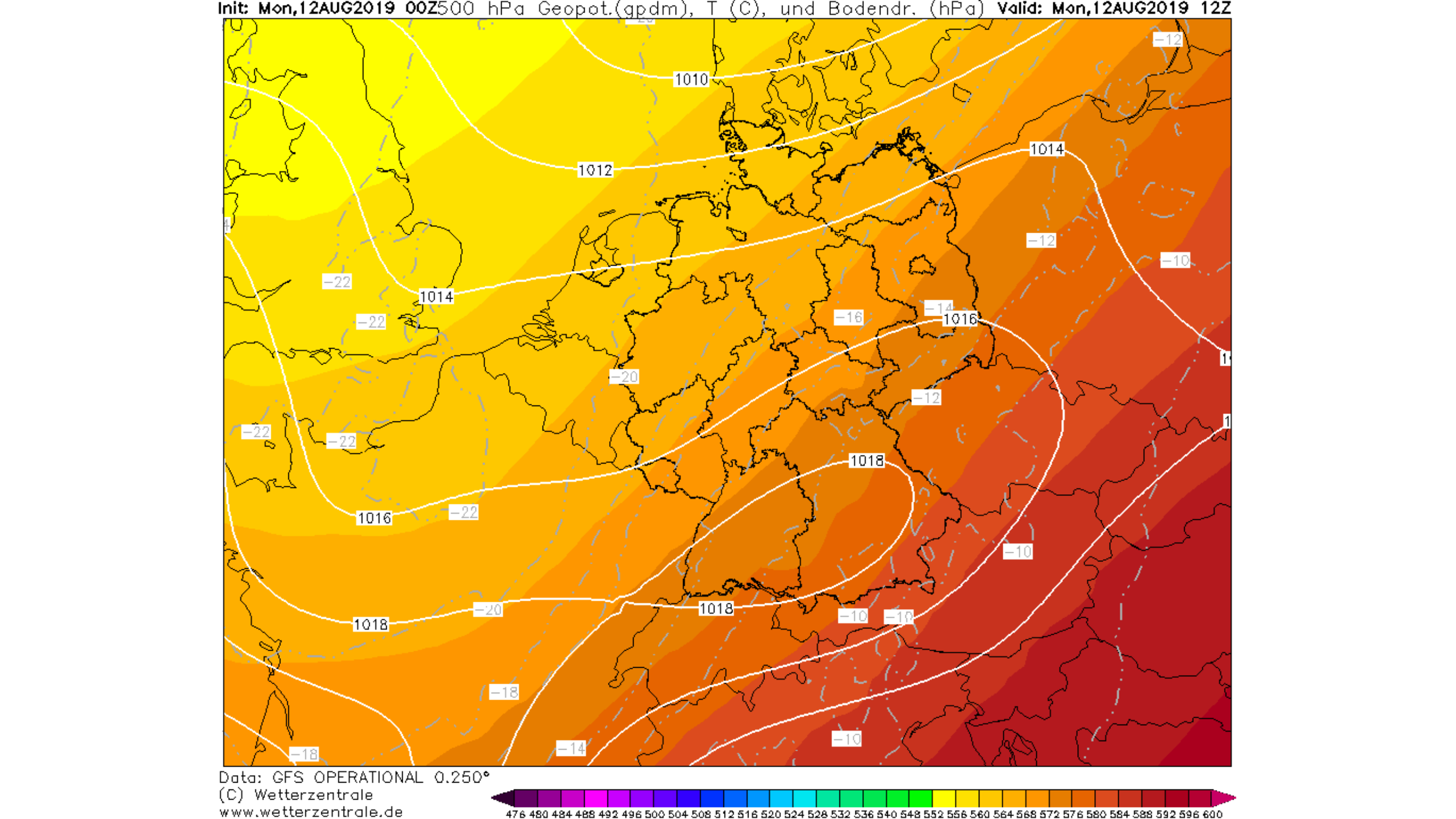
Init: Mon,12AUG2019 00Z500 hPa Geopot.(gpdm), T (C), und Bodendr. (hPa) Valid: Mon,12AUG2019 12Z
1010
1012
1014
1016
1018
−22
−20
−18
−16
−14
−12
−10
Data: GFS OPERATIONAL 0.250°
(C) Wetterzentrale
www.wetterzentrale.de
476 480 484 488 492 496 500 504 508 512 516 520 524 528 532 536 540 548 552 556 560 564 568 572 576 580 584 588 592 596 600

Init: Mon,12AUG2019 00Z Bodendruck, Hohe Wolken in % Valid: Mon,12AUG2019 12Z



Data: GFS OPERATIONAL 0.250°
(C) Wetterzentrale
www.wetterzentrale.de

8 12 16 20 24 28 32 36 40 44 48 52 56 60 64 68 72 76 80 84 88 92 96 100

Init: Mon,12AUG2019 00Z Bodendruck, Mittelhohe Wolken in % Valid: Mon,12AUG2019 12Z



Data: GFS OPERATIONAL 0.250°
(C) Wetterzentrale
www.wetterzentrale.de

8 12 16 20 24 28 32 36 40 44 48 52 56 60 64 68 72 76 80 84 88 92 96 100

Init: Mon,12AUG2019 00Z Bodendruck, Tiefe Wolken und Grenzschicht-Wolken in % Valid: Mon,12AUG2019 12Z

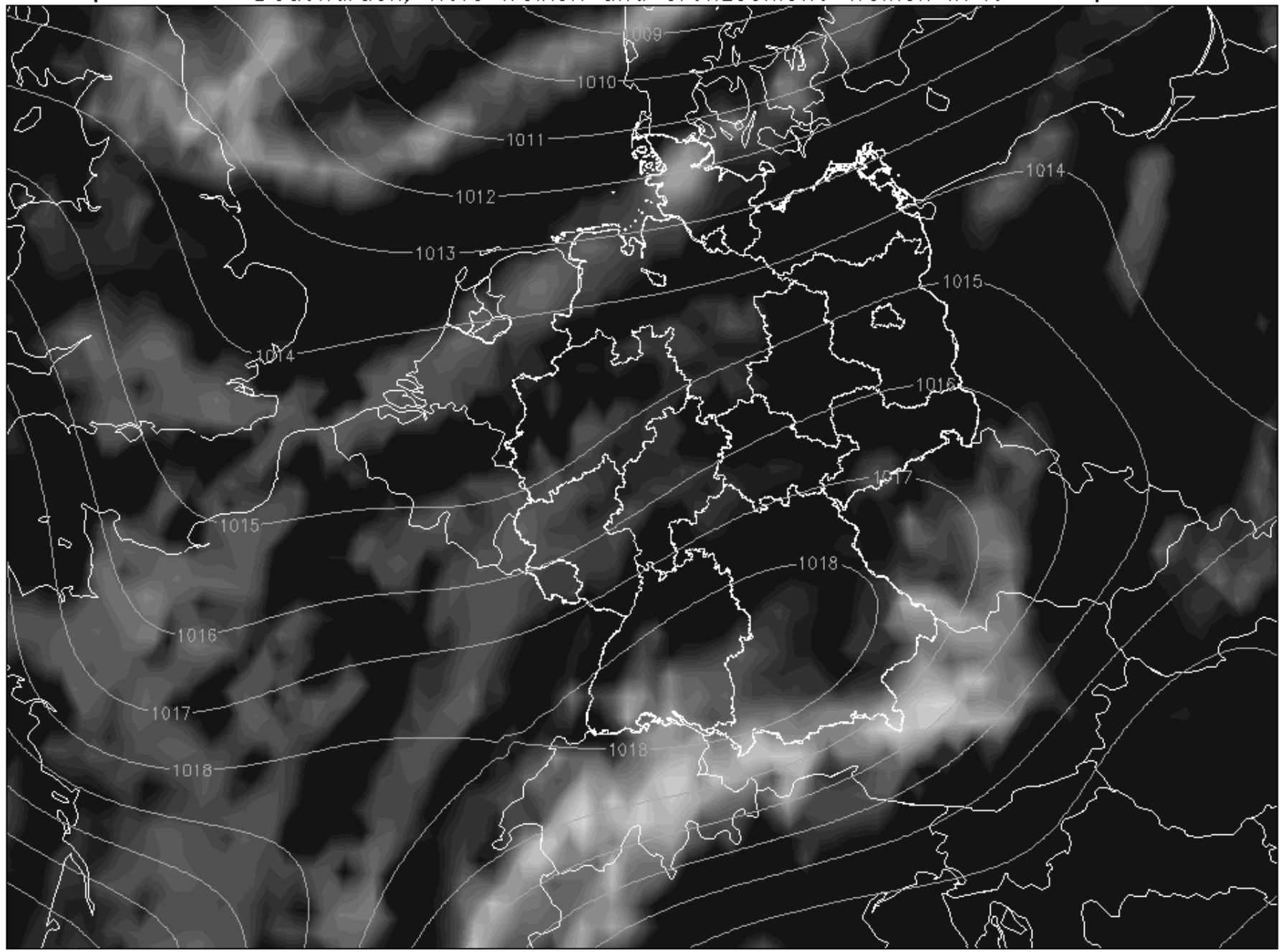

Data: GFS OPERATIONAL 0.250°
(C) Wetterzentrale
www.wetterzentrale.de

8 12 16 20 24 28 32 36 40 44 48 52 56 60 64 68 72 76 80 84 88 92 96 100

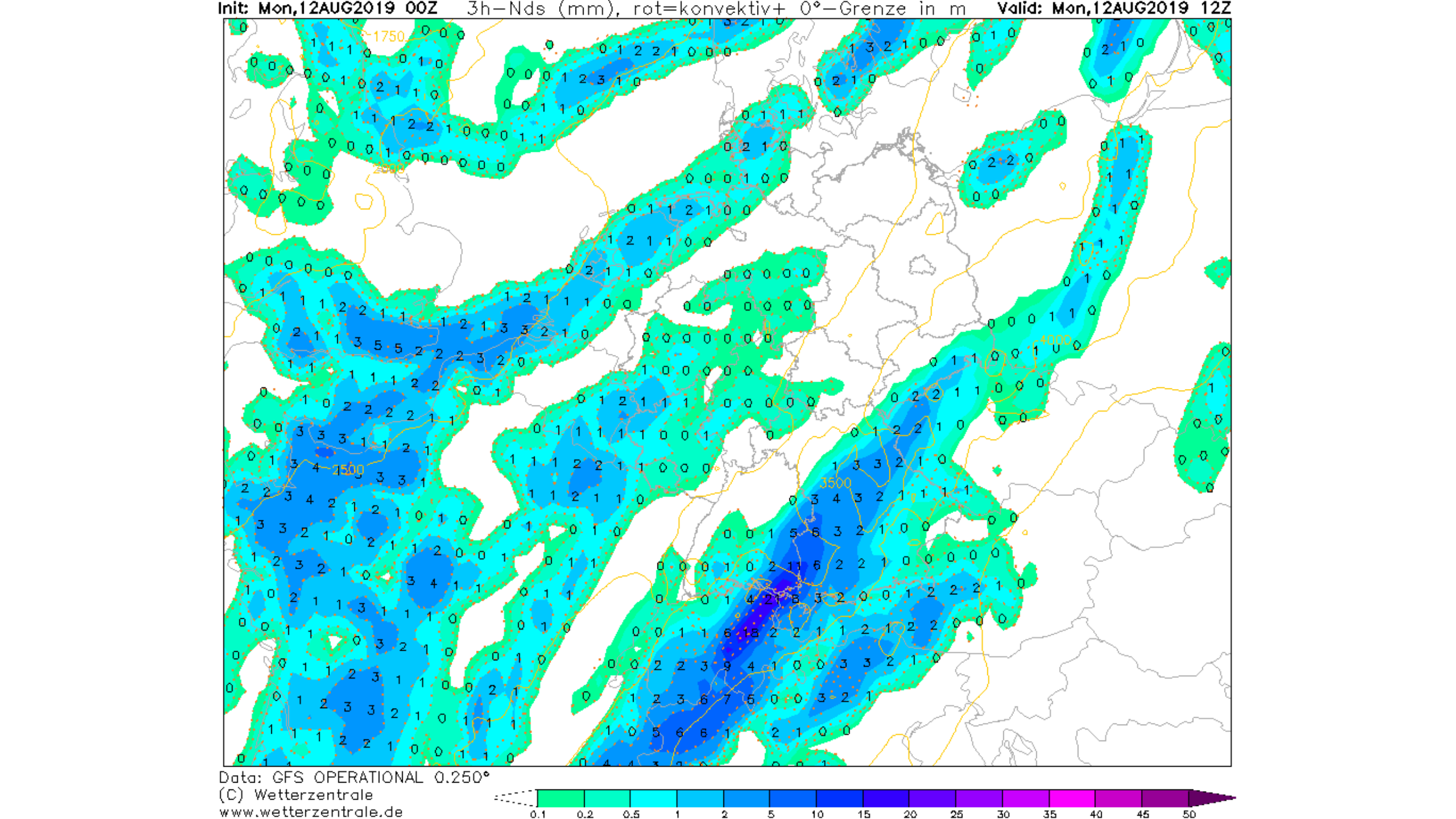
Init: Mon,12AUG2019 00Z
3h-Nds (mm), rot=konvektiv+ 0°-Grenze in m
Valid: Mon,12AUG2019 12Z
1750
2000
1500
3500
4000
Data: GFS OPERATIONAL 0.250°
(C) Wetterzentrale
www.wetterzentrale.de
0.1
0.2
0.5
1
2
5
10
15
20
25
30
35
40
45
50

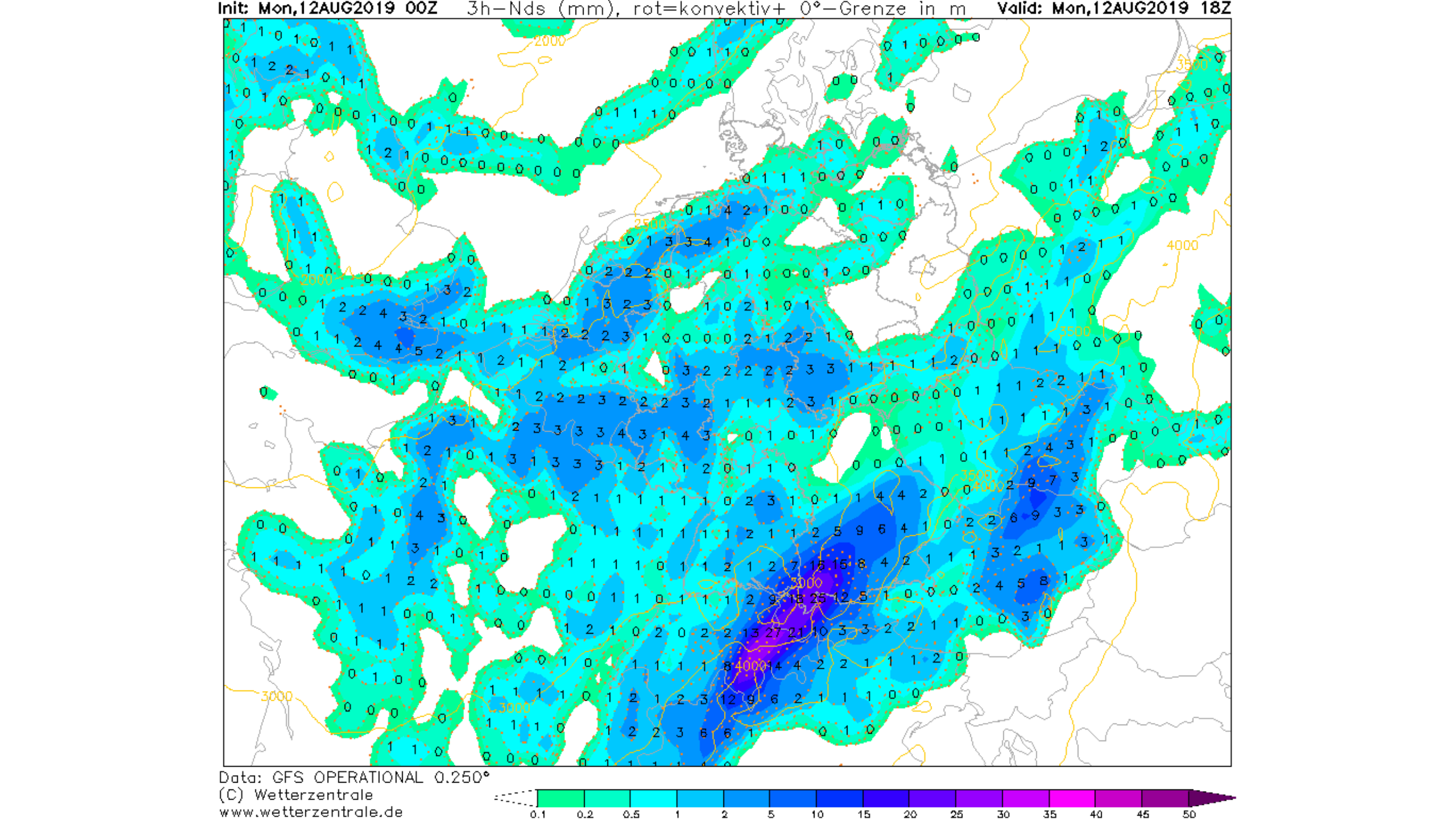
Init: Mon,12AUG2019 00Z
3h-Nds (mm), rot=konvektiv+ 0°-Grenze in m
Valid: Mon,12AUG2019 18Z
Data: GFS OPERATIONAL 0.250°
(C) Wetterzentrale
www.wetterzentrale.de
0.1 0.2 0.5 1 2 5 10 15 20 25 30 35 40 45 50

Init: Mon,12AUG2019 00Z

2m Temperatur (°C)

Valid: Mon,12AUG2019 12Z

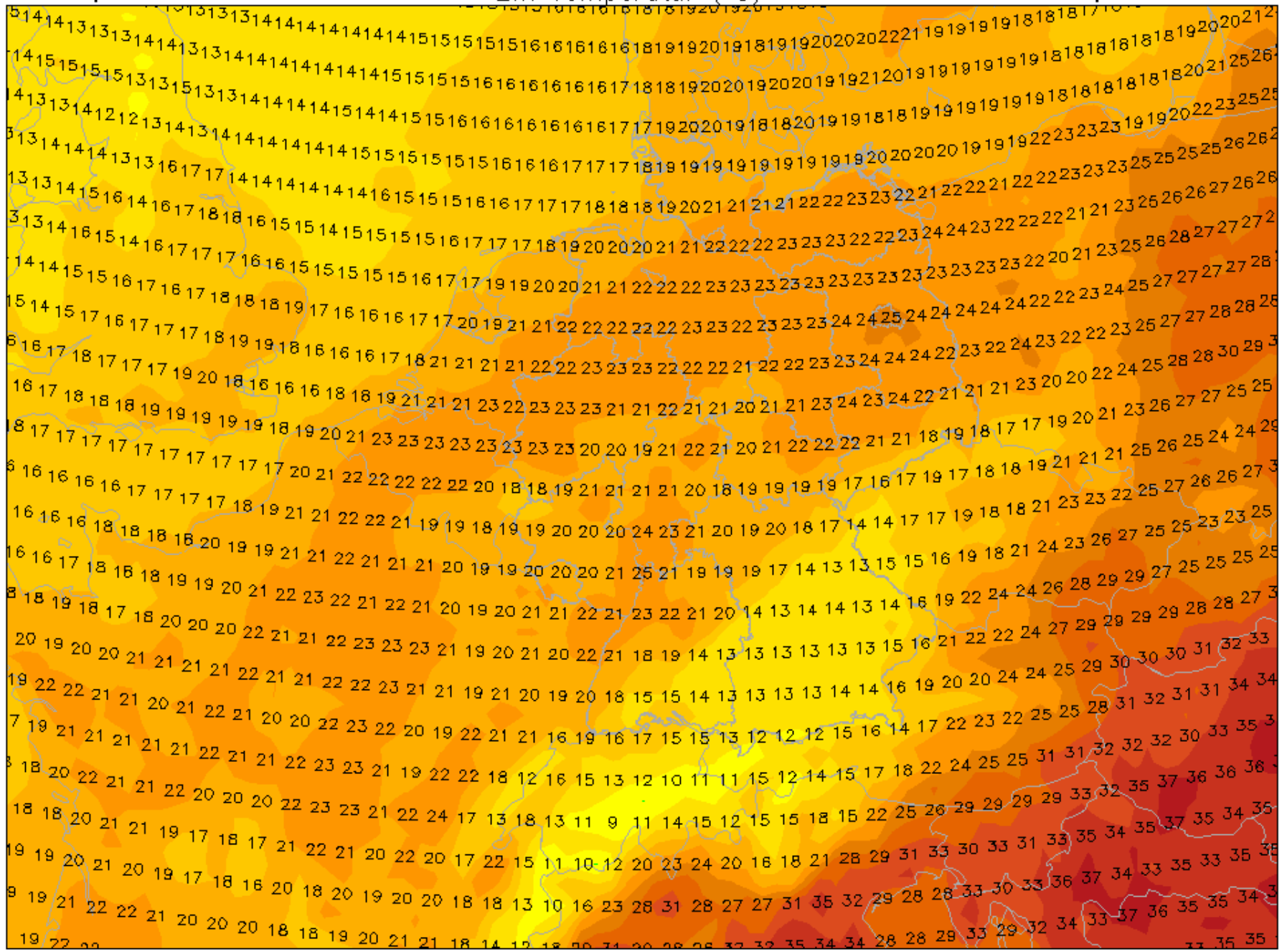

Data: GFS OPERATIONAL 0.250°

(C) Wetterzentrale
www.wetterzentrale.de

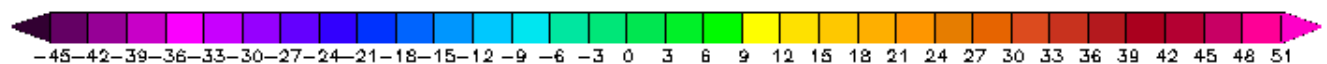

Init: Mon,12AUG2019 00Z 850 hPa Stromlinien und Windgeschwindigkeit (kt) Valid: Mon,12AUG2019 12Z

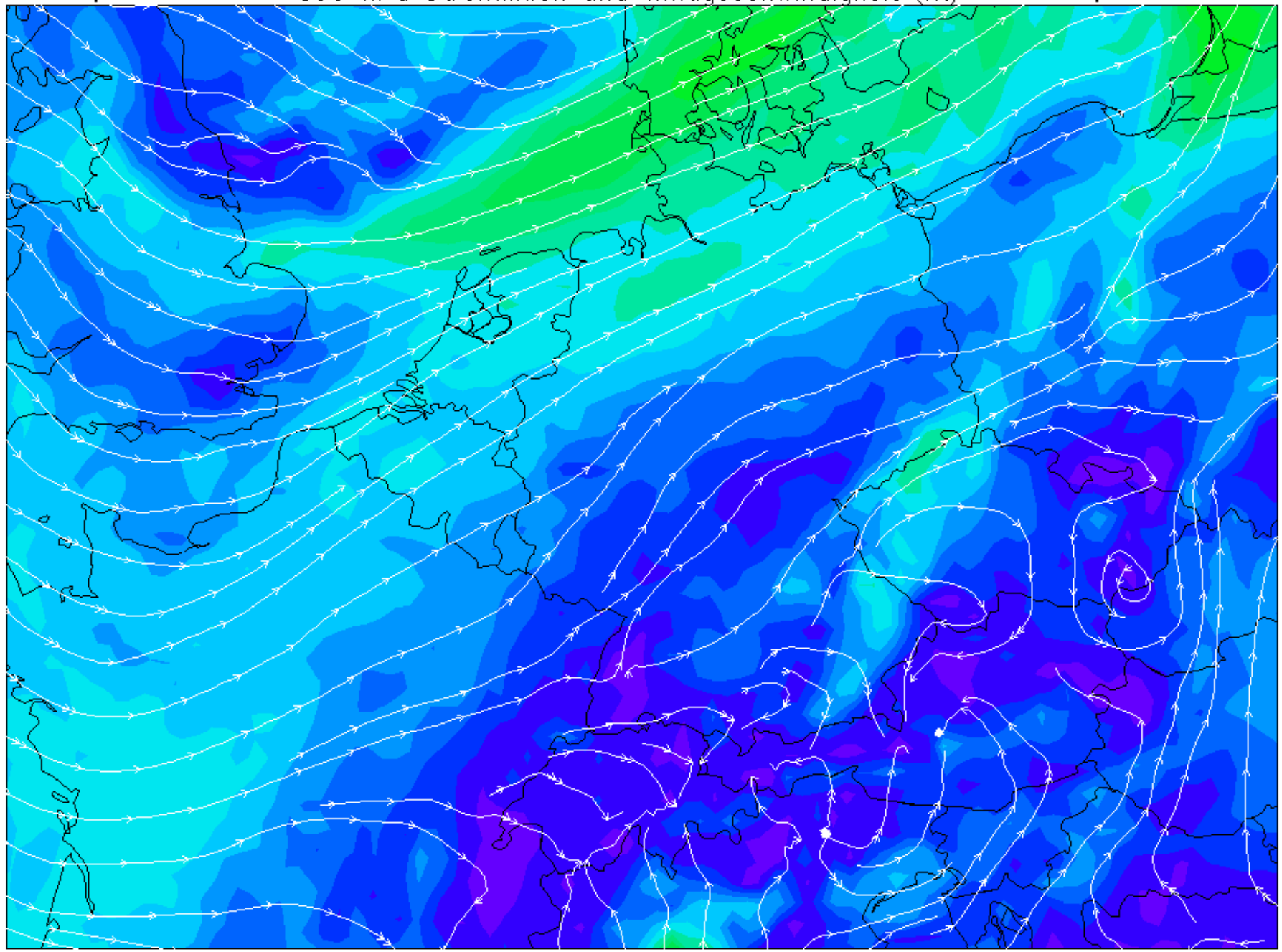

Data: GFS OPERATIONAL 0.250°
(C) Wetterzentrale
www.wetterzentrale.de

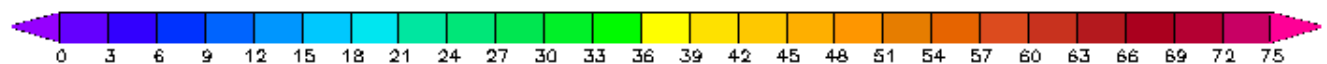

Init: Mon,12AUG2019 00Z 10m Wind (kt) Valid: Mon,12AUG2019 12Z

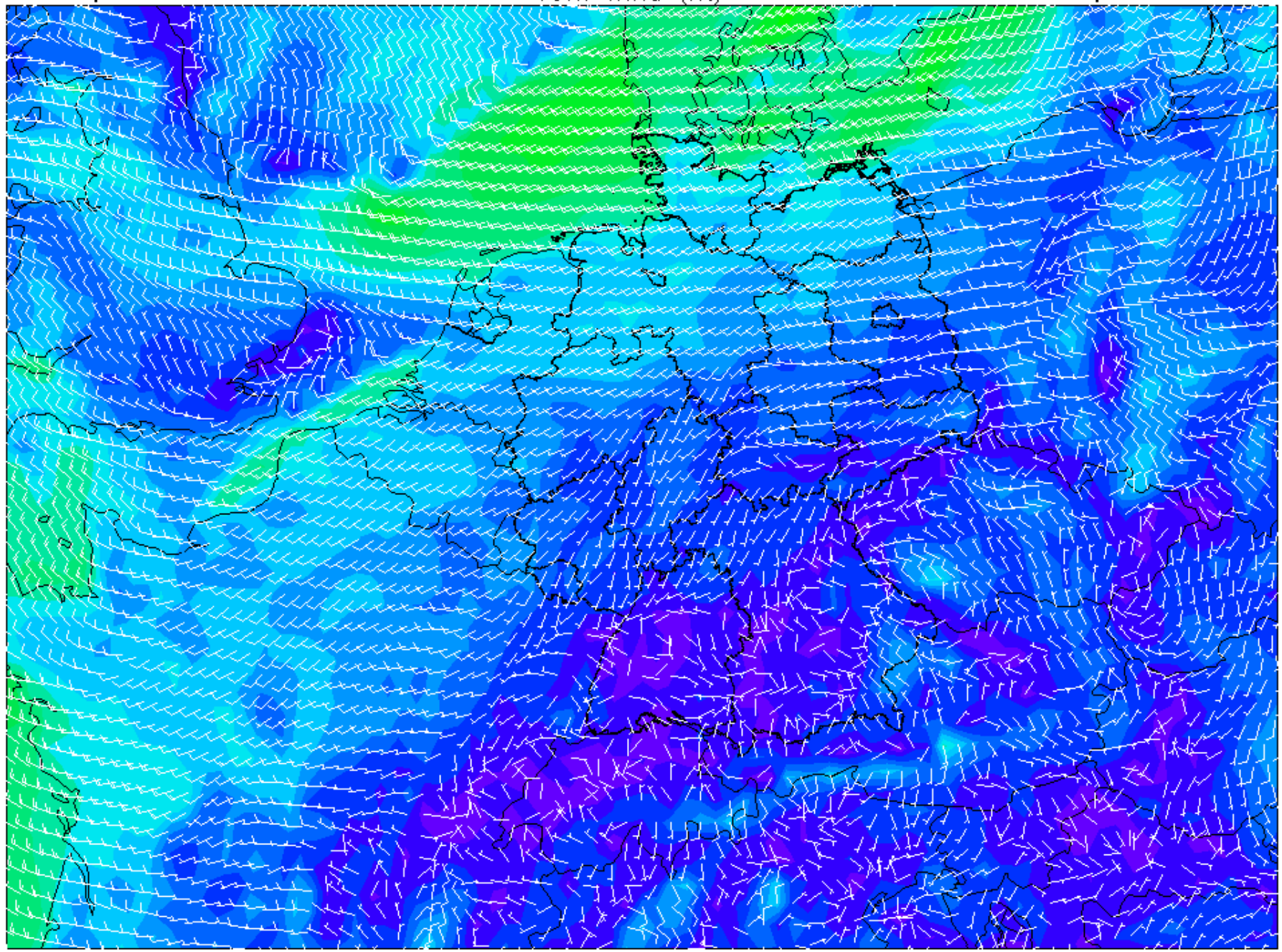

Data: GFS OPERATIONAL 0.250°
(C) Wetterzentrale
www.wetterzentrale.de

0 2 4 6 8 10 12 14 16 18 20 22 24 26 28 30 32 34 36 38 40 42 44 46 48 50

Init: Mon,12AUG2019 00Z Surface CAPE (J/kg) und Lifted Index (°C) Valid: Mon,12AUG2019 12Z

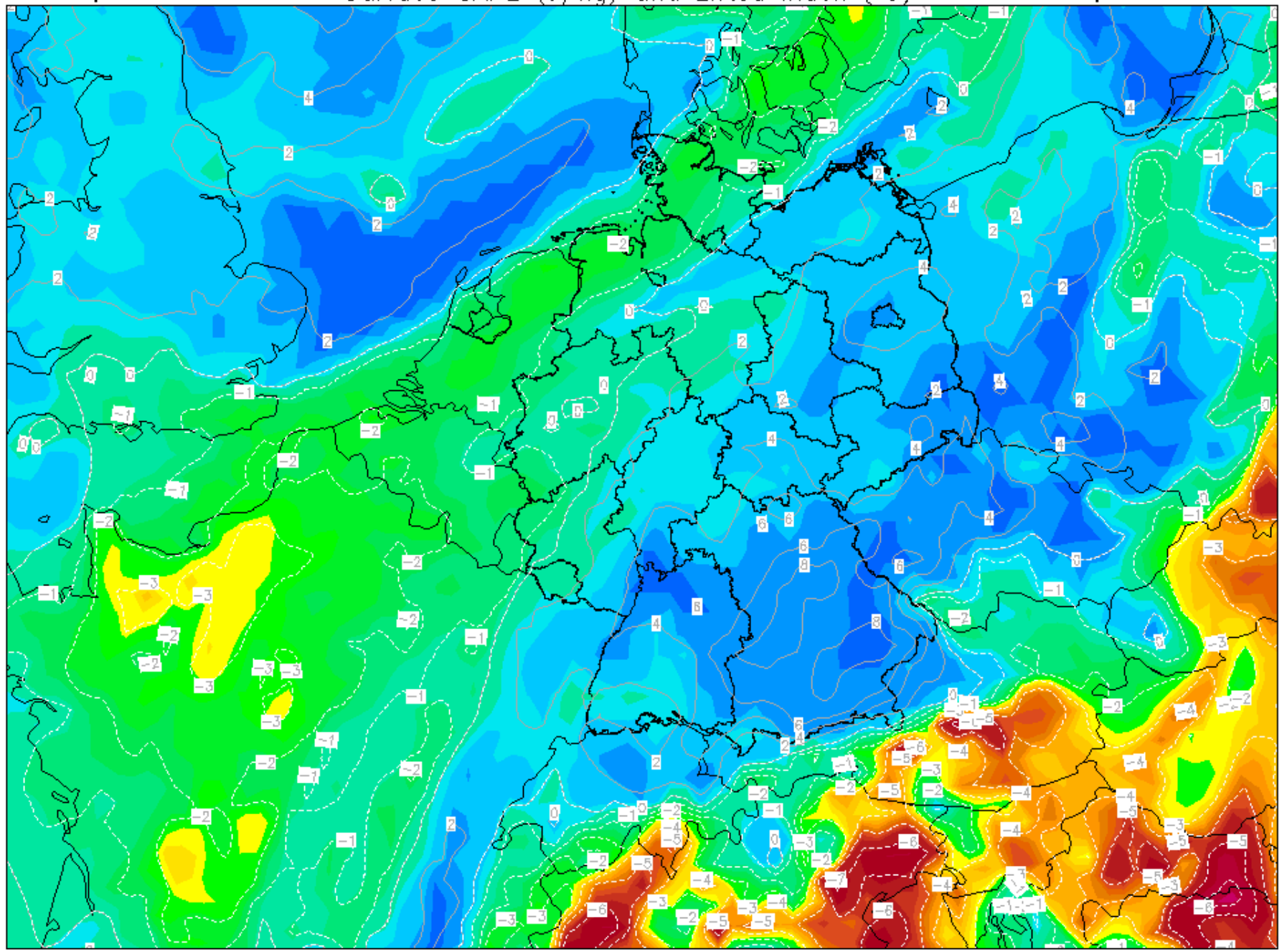

Data: GFS OPERATIONAL 0.250°
(C) Wetterzentrale
www.wetterzentrale.de

0 10 50 100 200 300 400 500 600 700 800 900 1000 1100 1200 1300 1400 1500 1750 2000 2500 3000

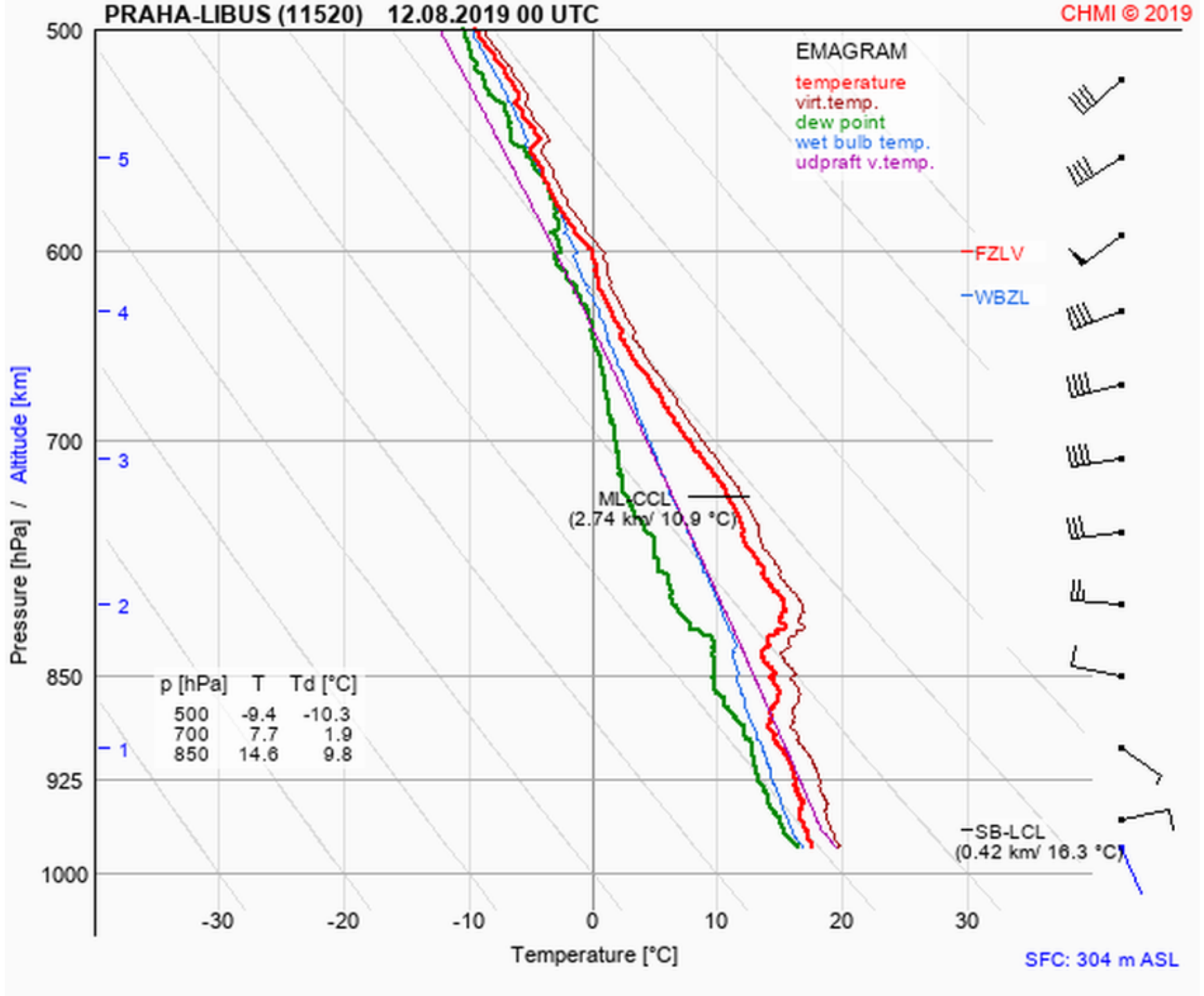
PRAHA-LIBUS (11520) 12.08.2019 00 UTC
CHMI © 2019
EMAGRAM
temperature
virt.temp.
dew point
wet bulb temp.
udpraft v.temp.
FZLV
WBZL
ML-CCL
(2.74 km/ 10.9 °C)
SB-LCL
(0.42 km/ 16.3 °C)
p [hPa] T Td [°C]
500 -9.4 -10.3
700 7.7 1.9
850 14.6 9.8
Pressure [hPa] / Altitude [km]
500
600
700
850
925
1000
5
4
3
2
1
-30
-20
-10
0
10
20
30
Temperature [°C]
SFC: 304 m ASL

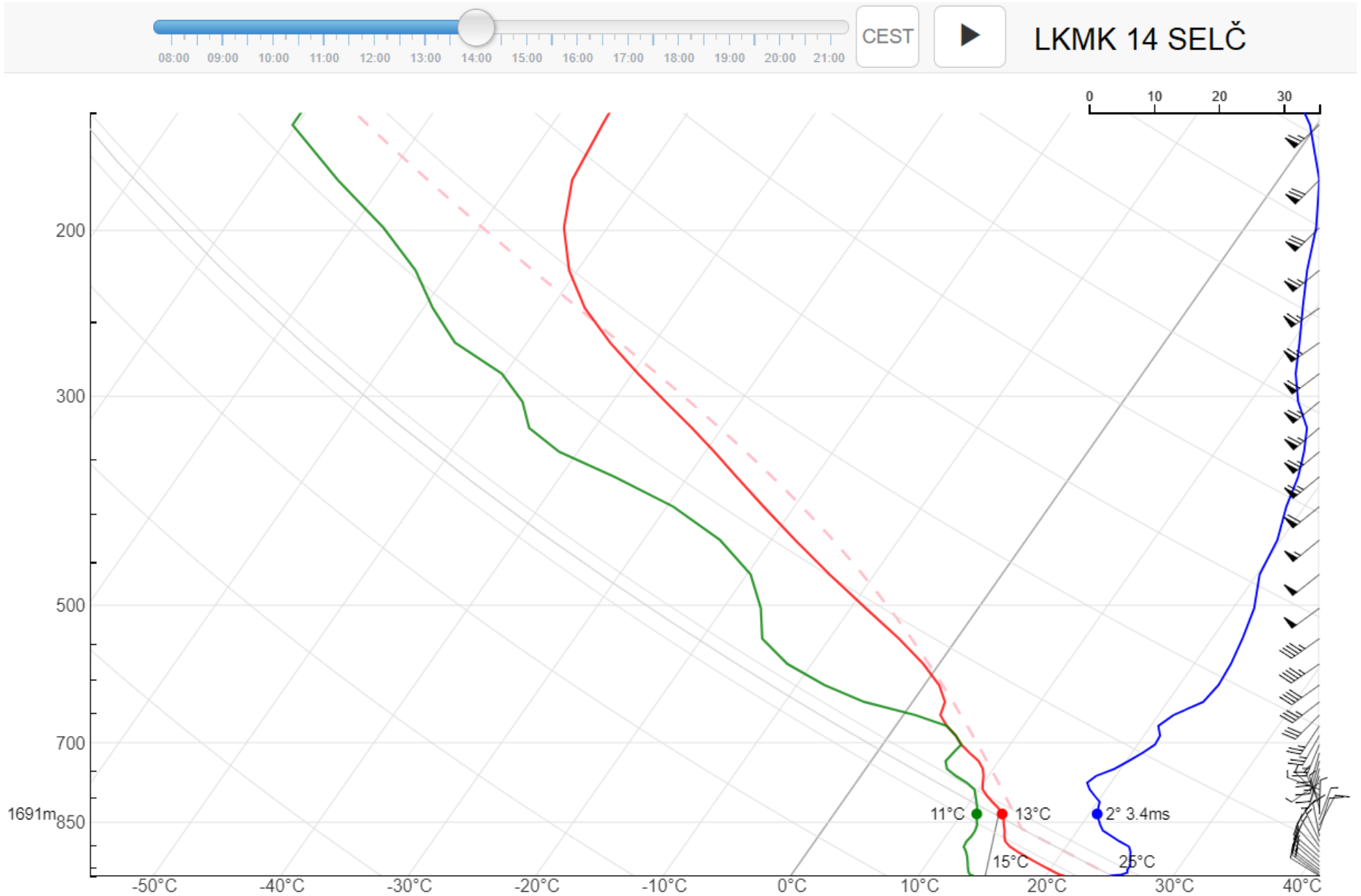
08:00 09:00 10:00 11:00 12:00 13:00 14:00 15:00 16:00 17:00 18:00 19:00 20:00 21:00
CEST
LKMK 14 SELČ
0 10 20 30
200
300
500
700
1691m
850
11°C
13°C
2° 3.4ms
15°C
25°C
-50°C -40°C -30°C -20°C -10°C 0°C 10°C 20°C 30°C 40°C

Meteogram: Moravská Třebová (LKMK)

lat=49.798N lon=16.688E alt=403m

Předpověď z 12. 08. 2019 02 SELČ z 0.37 km vzdáleného uzlového bodu modelu alt_model=393m

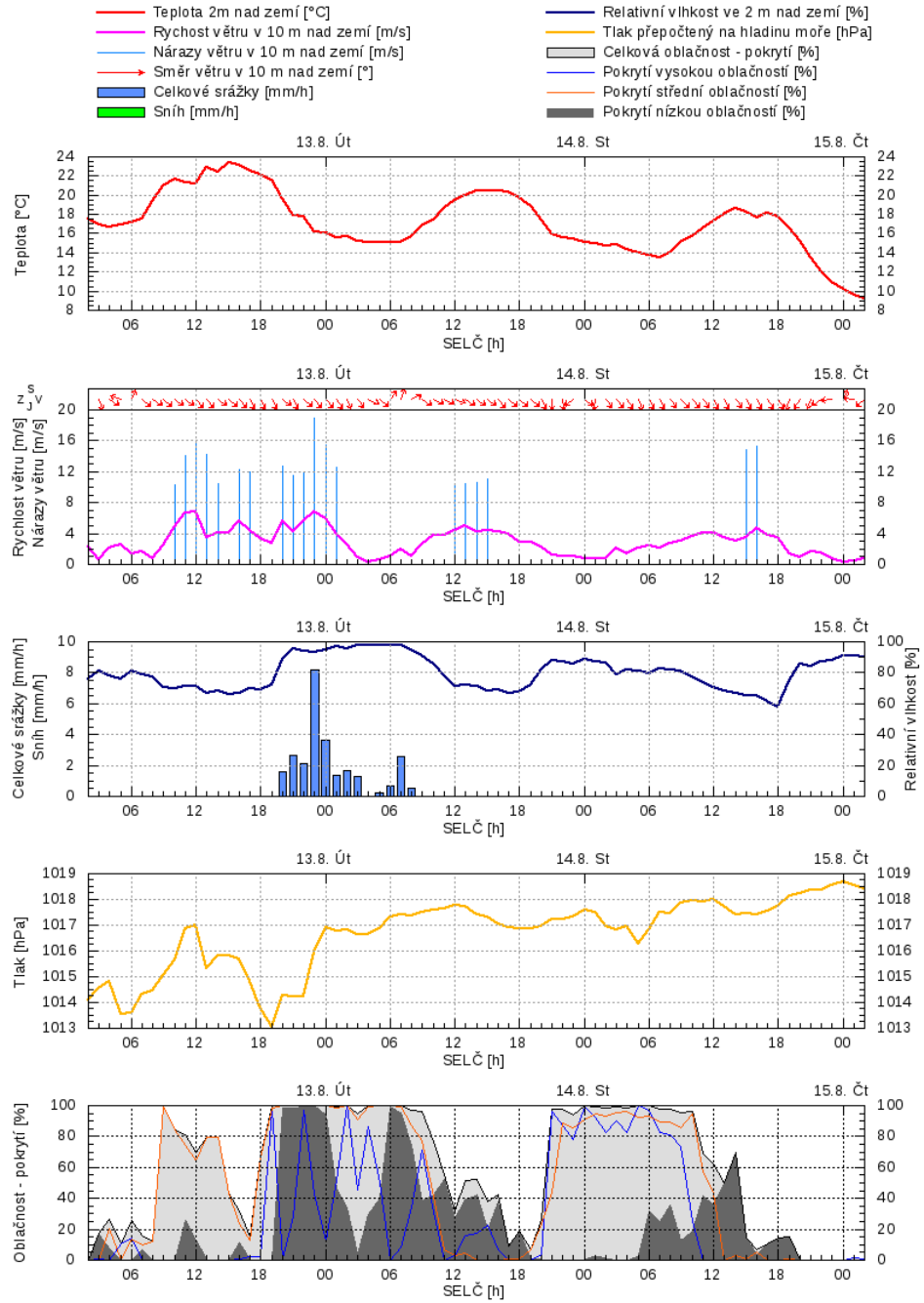

AREA around: Staré Město

Sun 11.08.2019

valid at: 388m a.s.l.

49.78N / 16.68E

3x3km AREA forecast without local adaptations! not valid for a City/Point

meteoblue

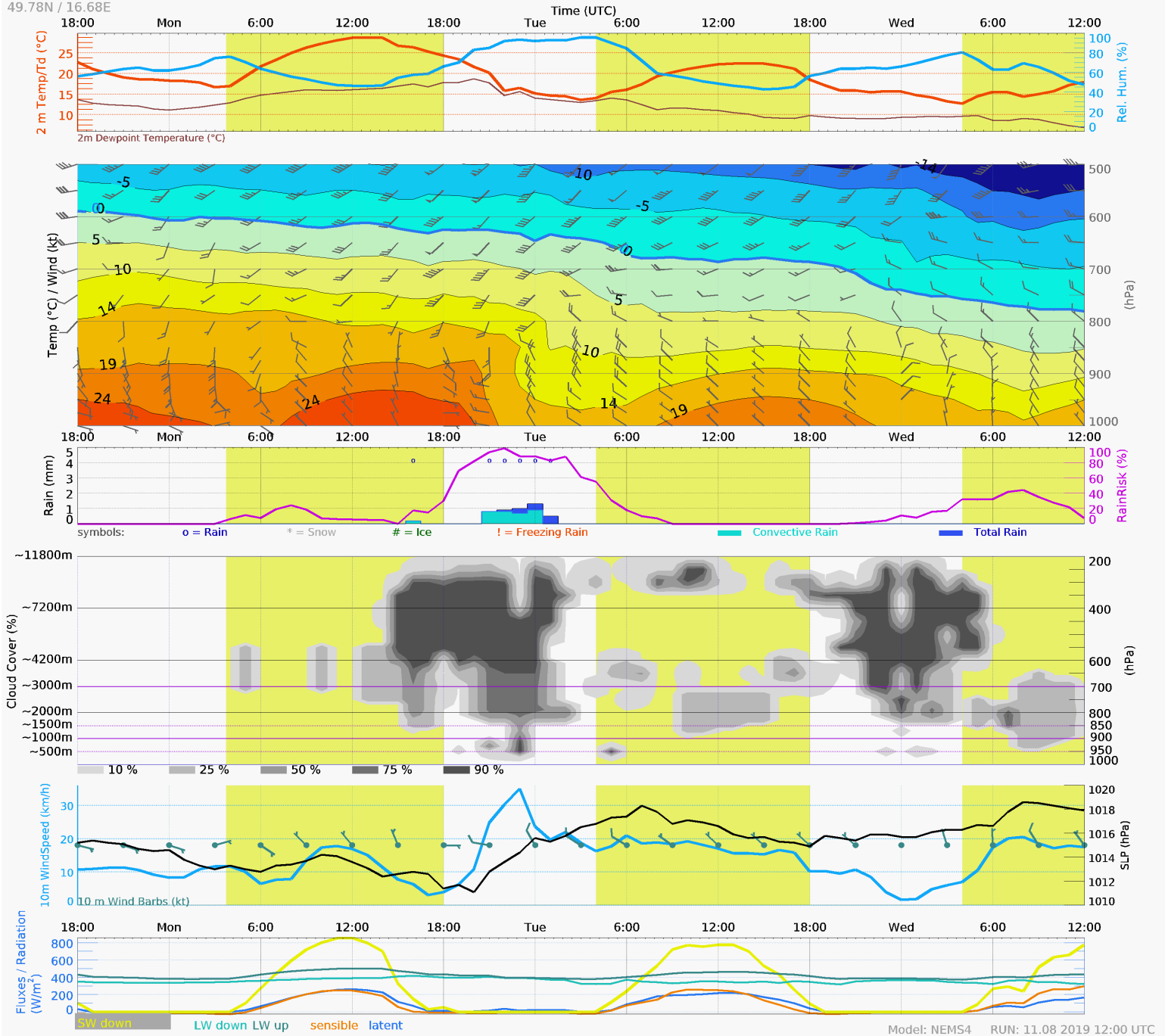

Model: NEMS4 RUN: 11.08 2019 12:00 UTC

GFS METEOROGRAM

Latitude: 49.80 Longitude: 16.69

DATA INITIAL TIME: 12 AUG 2019 00Z

CALCULATION STARTED AT: 12 AUG 2019 00Z
CALCULATION ENDED AT: 15 AUG 2019 00Z

NOAA AIR RESOURCES LABORATORY
READY Web Server

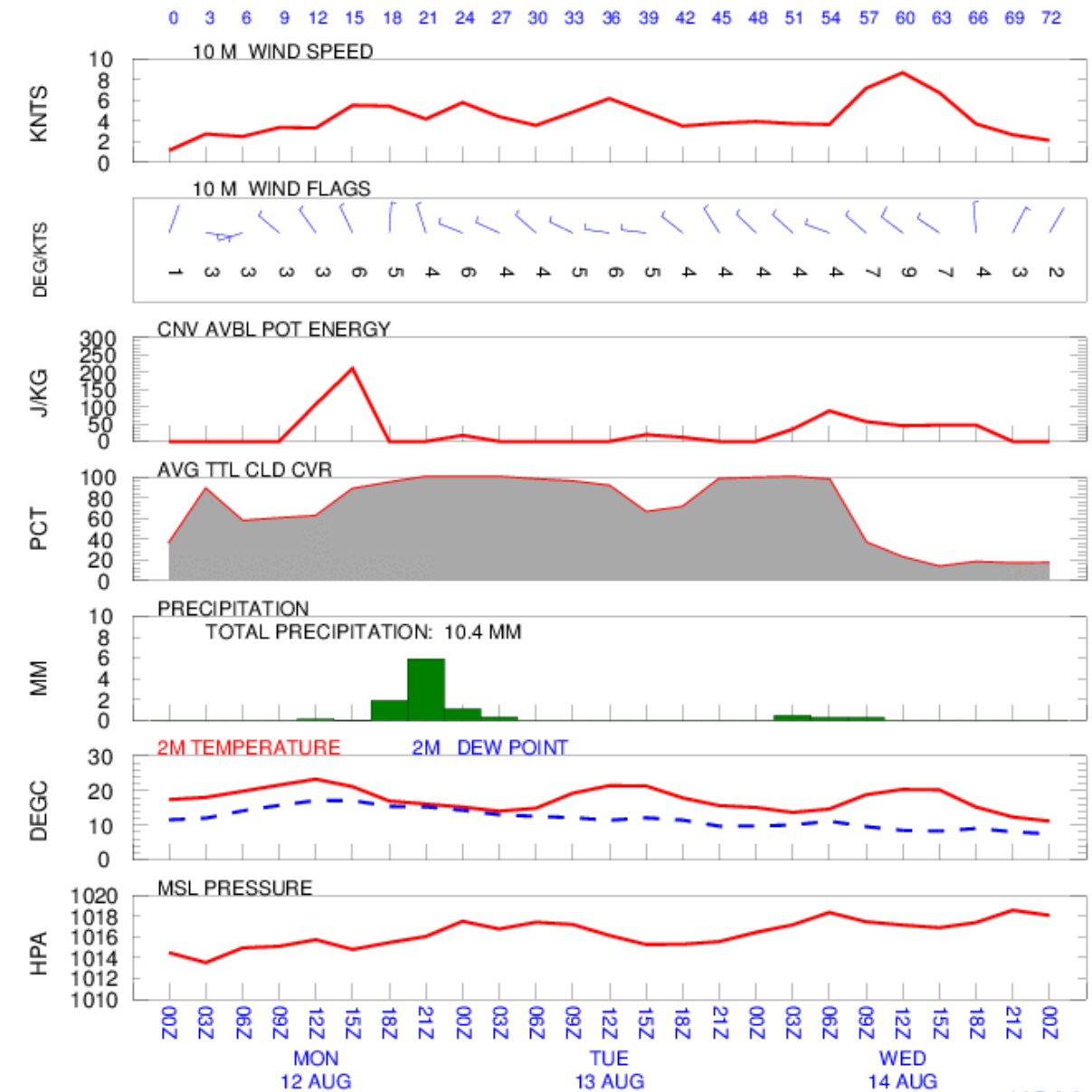

NOAA (ARL)

Předpověď počasí na pondělí 12.8.

Situace:
Zvlněná SF bude zvolna přecházet naše území, srážkami se u nás projeví po 17. hodině.

Počasí:
Do 13. hodiny 4 – 6/8 Cu Sc Ac Ci 1000 – 1500m, odpoledne 6/8 Cu con, ojediněle přeháňky, a základna se sníží na 500 – 1000m MSL. Po 17. hodině a v noci postupně déšť, v noci i bouřky. Maxima 23°– 25°C, vítr NW směrů 4 – 7 m/s, odpoledne s nárazy 10 – 15m/s, kolem půlnoci až 20m/s. Průměrné stoupání do 1,6m/s, využitelný interval max. do 13. hodiny.

VV+T:

P	H	T	T_d	D	m/s
963	455.	23.3	17.2	320	1.7
950	570	21.4	15.9	315	1.9
925	800	19.4	14.8	340	2.0
900	1036	17.9	13.5	020	2.2
850	1523	14.6	11.5	060	2.1
800	2034	12.5	7.5	290	0.9
750	2573	9.5	5.1	200	5.6
700	3143	6.3	4.1	195	11.9

Tlak QNH: 1014hPa s kolísavým průběhem v denním chodu

Slunce: východ: 05:36 SELČ západ: 20:19 SELČ
délka dne 14h 36min, zítra bude o 3min 15sec kratší

ÚLOHA – TŘÍDA KLUB

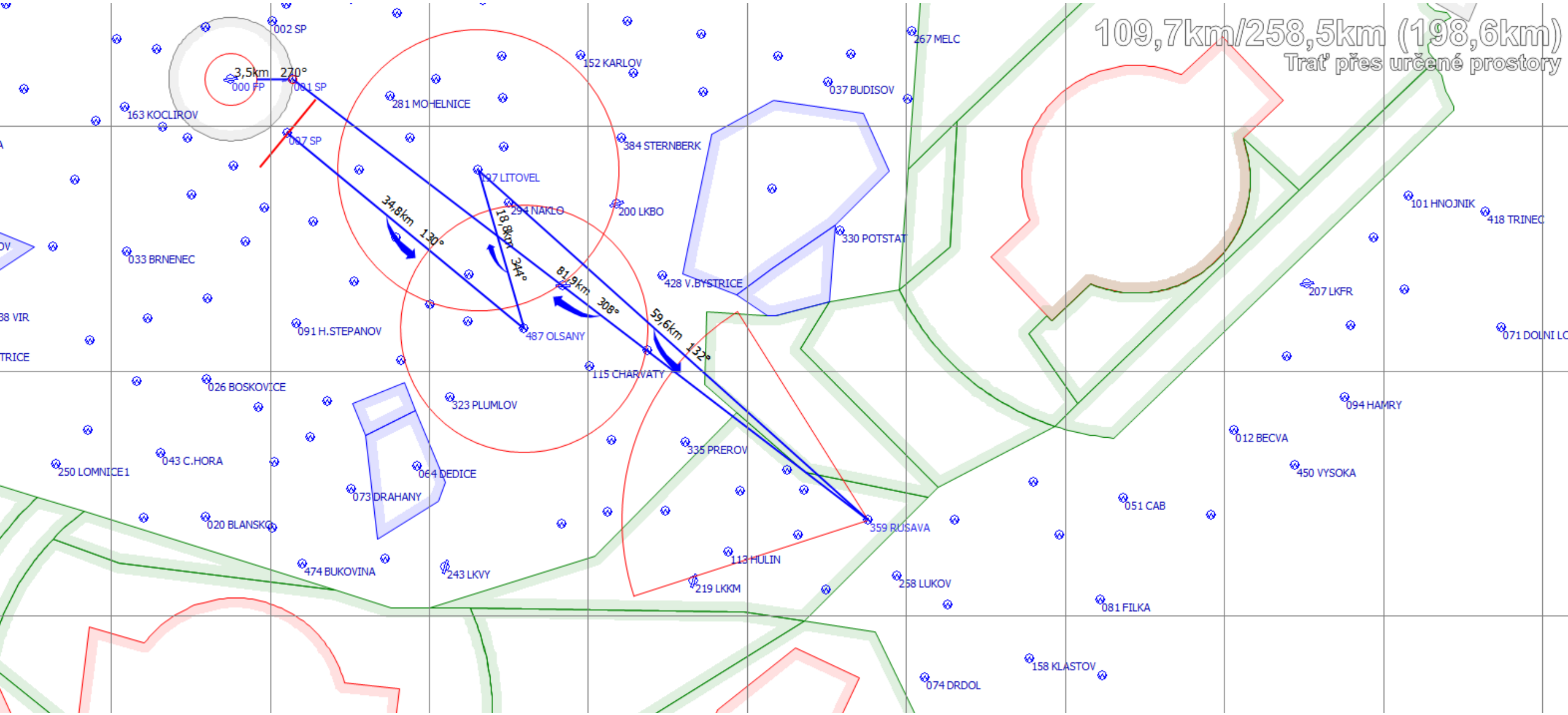

ÚLOHA – TŘÍDA KOMBI 15

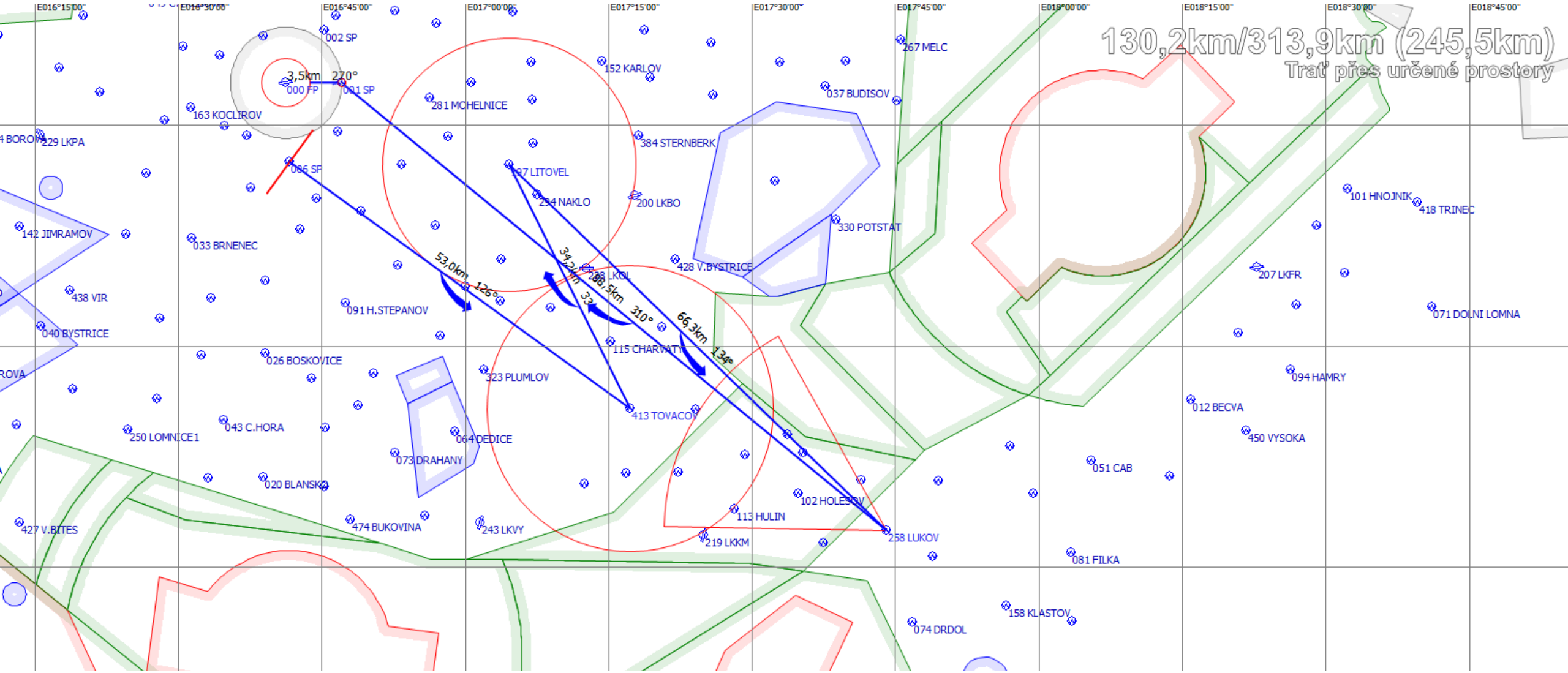
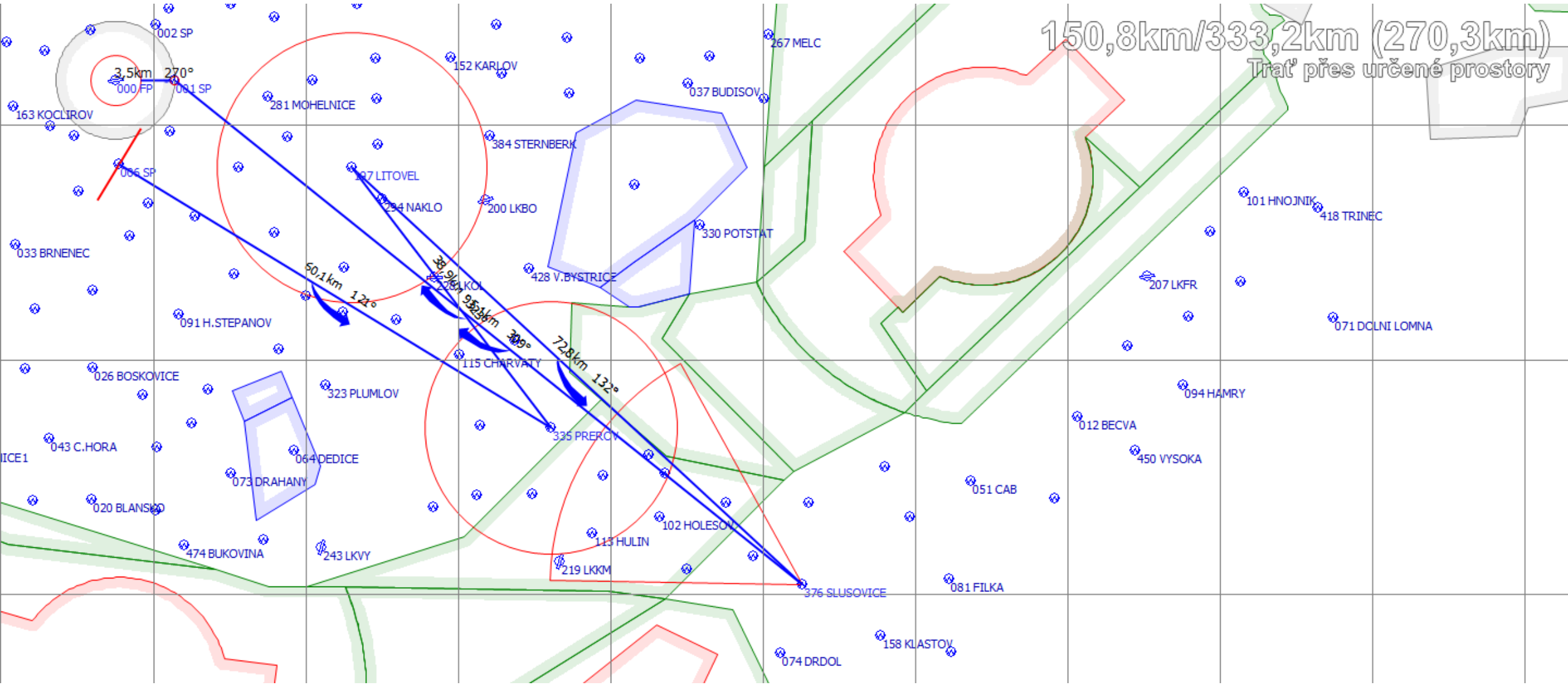
ÚLOHA – TŘÍDA KOMBI OPEN